




Club Health Assessment for District 43 Y through December 2025

			Status	Membership						Reports				Finance	LCIF	
Club Number	Club Name	Charter Date	Times in Status Quo in Past 2 Years	Current Member Count **	YTD Members Added	YTD Members Dropped	YTD Net Growth% ***	Member Count 1 Year Ago	Dropped Members Avg.Length of Service	Months Since Membership Update	Current Officers Reported ****	Current President Repeated Term	VP Reported *****	Last Date Reported Service (mm/yyyy)	Account Balance	YTD Donations
Clubs less than two years old																
180409	Louisville Water By Women Cyber	02/20/2025	Active	13	4	24	-60.61%	0	1	0	N	2				\$25.00
187795	Wolfe County Ky	08/21/2025	Active	34	40	6	100.00%	0	0	0	Y		N			
Clubs more than two years old																
14098	ASHLAND	02/12/1924	Active	22	1	1	0.00%	22	22	1	Y		N	12/2025		
14099	ASHLAND SOUTH ASHLAND	03/04/1957	Active	10	0	0	0.00%	11		8	Y	9	R	01/2025		
14065	BEREA	02/25/1946	Active	28	0	0	0.00%	26		6	N	2		11/2025		
14103	BOONEVILLE	04/10/1945	Active	34	4	0	13.33%	30		3	Y	15		10/2025		
41016	BUTLER	03/16/1982	Active	40	5	2	8.11%	37	34	0	Y	3	R	11/2025		\$1,000.00
47412	CARROLLTON	06/02/1987	Active	18	0	0	0.00%	18		31	Y	2	R	08/2024		
14107	CLAY CITY	04/11/1961	Active	3	0	0	0.00%	5		8	Y	3	R	09/2024		
14071	CORBIN	12/08/1947	Active	11	0	0	0.00%	11		10	Y	3	R	01/2025		
14031	COVINGTON-KENTON	09/17/1940	Active(1)	18	0	0	0.00%	18		15	Y	3		01/2025		
14072	CUMBERLAND	10/08/1945	Active	6	0	0	0.00%	6		8	Y	4	R	10/2024		
14032	CYNTHIANA	07/31/1939	Active	77	1	1	0.00%	78	26	1	Y		N	10/2025		\$1,220.00
Exc Award (06/30/2023, 06/30/2024)																
14035	ERLANGER	03/09/1945	Active	53	2	1	1.92%	47	1	1	Y		R	09/2025	90+ Days	
61330	ESTILL COUNTY	12/07/1998	Active	21	1	1	0.00%	21	6	5	Y	2	N	08/2024	90+ Days	
29121	FAIRDALE	04/05/1974	Active	27	5	2	12.50%	28	15	0	Y	4	R	11/2025		\$20.00
14036	FALMOUTH	06/16/1966	Active	8	0	0	0.00%	8		7	Y	3	R	08/2025		
44428	FLATWOODS	12/10/1984	Active	8	2	7	-38.46%	13	4	0	N	None	N	05/2025		
Exc Award (06/30/2024)																
14109	FLEMINGSBURG	08/04/1932	Active	27	0	0	0.00%	30		10	Y		N	10/2024		
14037	FLORENCE	12/08/1952	Active	26	0	0	0.00%	26		11	Y		N	12/2025		\$20.00
14038	FORT THOMAS	11/07/1940	Active	87	1	2	-1.14%	88	17	0	Y		N	01/2025		
14039	FRANKFORT	12/13/1923	Active	12	1	0	9.09%	12		3	Y	8	R	01/2025	90+ Days	
29471	GEORGETOWN	06/21/1974	Active	9	0	1	-10.00%	9	31	0	Y		IP	10/2024		\$200.00
Exc Award (06/30/2023, 06/30/2024)																




Club Health Assessment for District 43 Y through December 2025

			Status	Membership						Reports				Finance	LCIF	
Club Number	Club Name	Charter Date	Times in Status Quo in Past 2 Years	Current Member Count **	YTD Members Added	YTD Members Dropped	YTD Net Growth% ***	Member Count 1 Year Ago	Dropped Members Avg.Length of Service	Months Since Membership Update	Current Officers Reported ****	Current President Repeated Term	VP Reported *****	Last Date Reported Service (mm/yyyy)	Account Balance	YTD Donations
14112	GREENUP	04/16/1946	Active	21	4	1	16.67%	31	49	1	N	2	R	10/2024		\$60.00
Exc Award (06/30/2024)																
13997	HARRODSBURG	05/14/1931	Active	23	3	0	15.00%	20		0	Y	13		08/2024		\$20.00
14113	HAZARD	03/16/1922	Active	40	0	7	-14.89%	47	20	1	Y	2	N	10/2025		
Exc Award (06/30/2024)																
14042	HEBRON	04/03/1956	Active	17	0	1	-5.56%	19	8	0	Y	4	R	09/2025		\$2,250.00
14114	HINDMAN	09/09/1948	Active	10	0	0	0.00%	12		9	Y	6	R	05/2025		
40616	INDEPENDENCE	12/21/1981	Active	5	0	0	0.00%	5		6	N	5	N	10/2025		
14117	JACKSON	03/10/1970	Active	29	2	6	-12.12%	30	1	1	Y	5	N	10/2025		
13999	JEFFERSONTOWN	05/10/1966	Active	12	0	0	0.00%	14		6	Y		N	05/2025	90+ Days	
106424	LAUREL COMMUNITY	08/31/2009	Active	22	5	0	29.41%	16		4	Y	11	R	01/2025		
14045	LAWRENCEBURG	07/24/1945	Active	15	0	1	-6.25%	16	1	5	Y		N	12/2025		\$3,150.00
Exc Award (06/30/2021)																
14046	LEWISBURG MILL CREEK	04/05/1966	Active	15	1	0	7.14%	15		2	Y	4	R	09/2024		\$20.00
14078	LEXINGTON	12/15/1920	Active	101	11	17	-5.61%	101	10	1	Y		N	12/2025		\$5,310.00
14081	LEXINGTON SOUTH	04/30/1964	Active	21	3	2	5.00%	21	0	3	Y		N	12/2025	90+ Days	
116358	LIVINGSTON COMMUNITY	03/23/2012	Cancelled(8*)	0	0	0	0.00%	5		6	N	None		01/2025		
140593	Louisville Campus	01/07/2020	Active	12	6	2	50.00%	7	1	0	Y	2	N	04/2025		
14002	LOUISVILLE DOWNTOWN	09/03/1920	Active	29	0	0	0.00%	29		6	Y		N	08/2024		
36714	LOUISVILLE EAST	03/20/1979	Active	28	4	2	7.69%	23	5	2	Y		N	09/2025		\$2,000.00
Exc Award (06/30/2017, 06/30/2018, 06/30/2019, 06/30/2020, 06/30/2025)																
14003	LOUISVILLE HIGHLAND	02/04/1949	Active	7	0	0	0.00%	7		43	Y	16		01/2025		
30358	LOUISVILLE WEST END	03/11/1975	Active	13	0	0	0.00%	13		28	Y	2	R	08/2024		
14047	MAYS LICK	01/29/1959	Active	17	0	2	-10.53%	19	34	3	Y		N	01/2025		\$100.00
14048	MAYSVILLE	02/28/1929	Active	20	0	0	0.00%	22		6	Y	2	N	12/2025		
Exc Award (06/30/2024)																
32212	MIDDLETOWN	05/18/1976	Active	48	2	0	4.35%	45		1	Y		N	12/2025	90+ Days	\$25.00
Exc Award (06/30/2024)																
14006	MILTON	03/09/1949	Active(1)	3	0	0	0.00%	3		37	Y	5		01/2025		




Club Health Assessment for District 43 Y through December 2025

			Status	Membership						Reports				Finance	LCIF	
Club Number	Club Name	Charter Date	Times in Status Quo in Past 2 Years	Current Member Count **	YTD Members Added	YTD Members Dropped	YTD Net Growth% ***	Member Count 1 Year Ago	Dropped Members Avg.Length of Service	Months Since Membership Update	Current Officers Reported ****	Current President Repeated Term	VP Reported *****	Last Date Reported Service (mm/yyyy)	Account Balance	YTD Donations
14085	MONTICELLO	10/01/1948	Active	14	0	6	-30.00%	20	23	1	Y	6	N	11/2025	90+ Days	\$20.00
14120	MT STERLING	01/15/1946	Active	21	6	1	31.25%	16	40	0	N	None	N	12/2024		
14086	MT VERNON	02/09/1944	Active	16	0	0	0.00%	17		6	Y	4	R	12/2025		
14121	NEON COMMUNITY	04/08/1941	Active	23	1	2	-4.17%	26	19	1	Y	2	R	12/2024		
Exc Award (06/30/2024)																
14051	NEW CASTLE	09/10/1945	Active	20	0	0	0.00%	20		5	Y	3	N	06/2025	90+ Days	\$280.00
14011	NORTH OLDHAM	10/30/1952	Active	60	1	2	-1.64%	60	1	0	Y	13		12/2025		
Exc Award (06/30/2018)																
49103	ORANGEBURG	12/19/1988	Active	30	1	1	0.00%	28	2	0	Y		N	12/2025		
Exc Award (06/30/2023, 06/30/2024)																
14053	OWENTON	07/31/1945	Active	13	0	0	0.00%	12		3	Y	19		01/2025		
14122	OWINGSVILLE	12/09/1943	Active	27	0	0	0.00%	28		0	Y	4	R	08/2024		
14054	PARIS	03/10/1931	Active	8	0	1	-11.11%	9	29	0	N	9	R	02/2025		
14013	PERRYVILLE	09/25/1945	Active	21	2	0	10.53%	19		1	Y	4	R	11/2025		
130909	Pikeville	05/10/2017	Active	18	1	1	0.00%	16	4	1	Y	2	R	11/2024		
14089	PINEVILLE	08/12/1941	Active	12	0	0	0.00%	12		6	Y	2	R	12/2024	90+ Days	
14126	POWELL COUNTY	01/21/1946	Active	36	2	22	-35.71%	56	16	0	Y		N	09/2024		
14127	RACELAND RUSSELL	04/27/1953	Active(1)	7	0	0	0.00%	7		21	Y	7		01/2025		
14090	RICHMOND	04/30/1931	Active	24	0	0	0.00%	25		6	N		R	07/2024		
Exc Award (06/30/2024)																
14019	SHELBY COUNTY	04/12/1949	Active	16	0	3	-15.79%	17	3	0	Y	3	N	12/2025		\$240.00
Exc Award (06/30/2024)																
14018	SHIVELY	09/07/1948	Active	12	0	0	0.00%	15		6	Y	2	R	12/2024		
14092	SOMERSET	04/14/1942	Active	5	0	0	0.00%	5		37	Y		IP	01/2025		
14020	SOUTH OLDHAM	02/03/1948	Active	13	0	1	-7.14%	15	1	0	Y	6	N	03/2025		
14093	STANFORD	09/19/1944	Active	28	0	0	0.00%	27		7	Y		N	11/2025		\$140.00
14129	TOLLESBORO	04/12/1954	Active	50	3	1	4.17%	42	7	1	Y	5	R	04/2025		
Exc Award (06/30/2022, 06/30/2023, 06/30/2024, 06/30/2025)																
14130	VANCEBURG	05/02/1946	Active	30	3	0	11.11%	21		2	Y		R	07/2025		
Exc Award (06/30/2024)																



Club Health Assessment for District 43 Y through December 2025



Club Number	Club Name	Charter Date	Status	Membership						Reports				Finance	LCIF	
			Times in Status Quo in Past 2 Years	Current Member Count **	YTD Members Added	YTD Members Dropped	YTD Net Growth% ***	Member Count 1 Year Ago	Dropped Members Avg.Length of Service	Months Since Membership Update	Current Officers Reported ****	Current President Repeated Term	VP Reported *****	Last Date Reported Service (mm/yyyy)	Account Balance	YTD Donations
14059	WARSAW	11/11/1946	Active	9	0	0	0.00%	9		16	Y	13	R	01/2025		
43229	WHITESBURG	12/08/1983	Active	6	0	1	-14.29%	8	1	3	Y	5		01/2025		
14097	WILMORE	12/27/1952	Active	13	0	0	0.00%	12		6	N	16		01/2025		
14133	WINCHESTER	03/28/1931	Active	4	0	0	0.00%	4		6	Y	9	R	01/2025		

Clubs Cancelled Previous Fiscal Year – Clubs Cancelled within last 12 months may be reinstated

Club Number	Club Name	Charter Date	Current Status*	Cancellation Date
14084	MIDDLESBORO	02/24/1941	Cancelled(8*)	12/30/2024

Current Total Clubs Count	YTD New Clubs Count	YTD Cancelled Clubs Count	YTD Net Club Gain	Current Total Members Count	YTD Add	YTD Drop	YTD Net Growth	YTD Net Growth %	Member Count 12 Months Ago	Average Member Count Per Club	% of Clubs with less than 20 members	% No Officer Report in 12 Months	% of Clubs with balance 90+ days	Number of Clubs in Status Quo	% Status Quo Clubs in Financial Suspension	Number of Cancelled Clubs	Average Cancelled Club Age	Members Lost Due to Cancellation	% of Clubs Cancelled for Non-Financial Reasons
72	1	1	0	1,636	128	131	-3	-0.18%	1,610	23	51%	0%	11%	0	0%	1	97	0	-100%

* - P - Priority Club. Cancellation Reasons: 1-Objectives/conduct, 2-Non-active club, 5-Non-existing club, 6-Disbanding, 7-Merger, 8-Financial Suspension, 9-District/Multiple District Dues.

** Red denotes below 15 active members.

*** Red denotes 20% + loss.

**** Y - all 3 (President, Secretary, Treasurer) club officers reported, N - not all 3 reported.

***** Abbreviation: N-New, IP-Immediate Past, R-Repeat.